

TWINBORE/TRIBORE INSERT HOLDER RANGE



Insert Holders for zero rake centre screw ISO inserts

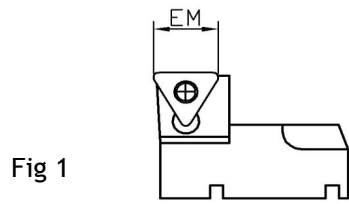


Fig 1

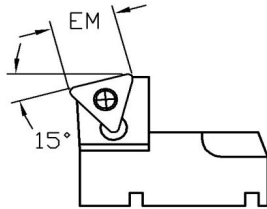


Fig 2

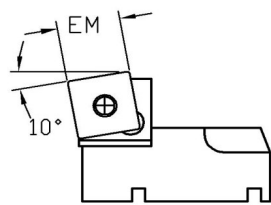


Fig 3

Insert Holders for negative rake screw ISO inserts

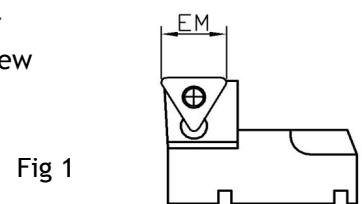


Fig 1

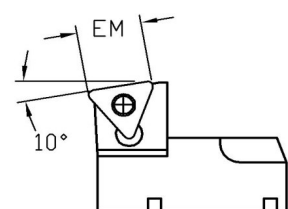


Fig 2

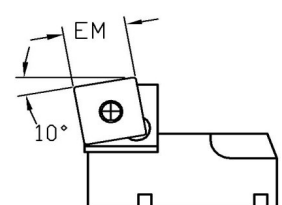
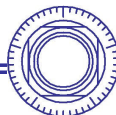


Fig 3

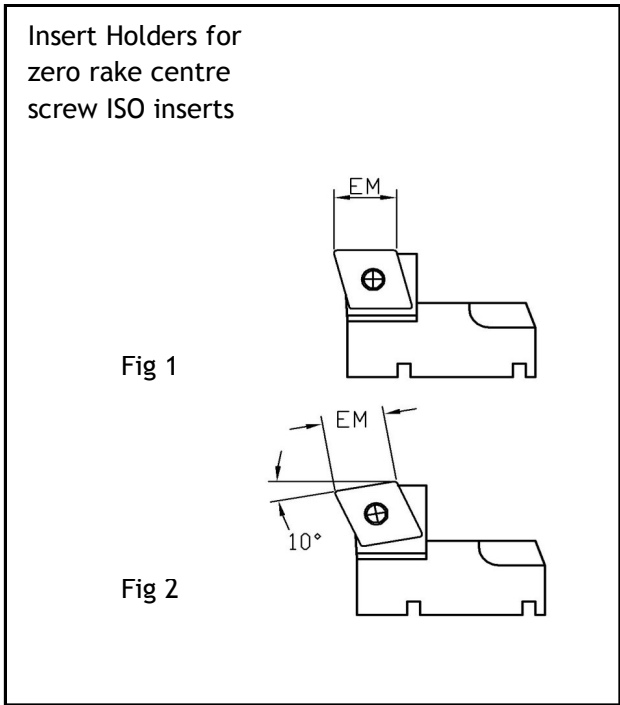
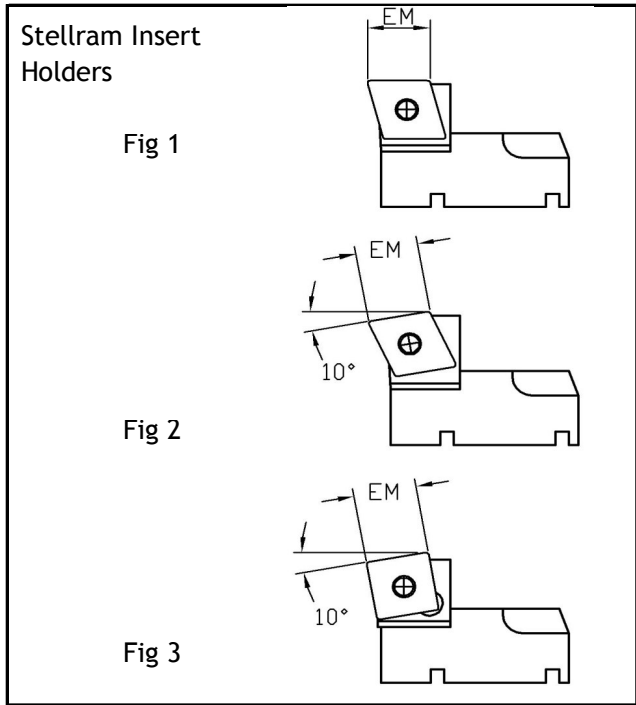
| Used On | Insert Holder | Insert | EM | Fig | |
|-----------------|------------------|--------------|-------------|------|---|
| MTP28 | MDP48 to MDP56 | MTP28-1TC | TCMM1102_ _ | 11 | 1 |
| | | MTP28-107TC | | 11 | 1 |
| | | MTP28-1TC15 | | 11 | 2 |
| MTP36 | MDP64 | MTP36-1TC | TCMM1102_ _ | 11 | 1 |
| | | MTP36-107TC | | 11 | 1 |
| | | MTP36-1TC15 | | 11 | 2 |
| MTP50 | MDP78 to MDP100 | MTP50-1TC | TCMT16T3_ _ | 16 | 1 |
| | | MTP50-107TC | TCMT16T3_ _ | 16 | 1 |
| | | MTP50-1TC15 | TCMT16T3_ _ | 16 | 2 |
| | | MTP50-1SC10 | SCMT09T3_ _ | 9.5 | 3 |
| MTP75 to MTP105 | MDP125 to MDP215 | MTP75-1TC | TCMT16T3_ _ | 16 | 1 |
| | | MTP75-107TC | TCMT16T3_ _ | 16 | 1 |
| | | MTP75-1TC15 | TCMT16T3_ _ | 16 | 2 |
| | | MTP75-1SC10 | SCMT1204_ _ | 12.7 | 3 |
| MTP135 ONWARD | MDP245 ONWARD | MTP135-1TC | TCMT16T3_ _ | 16 | 1 |
| | | MTP135-107TC | TCMT16T3_ _ | 16 | 1 |
| | | MTP135-1TC15 | TCMT16T3_ _ | 16 | 2 |
| | | MTP135-1SC10 | SCMT1505_ _ | 15.8 | 3 |

| Used On | Insert Holder | Insert | EM | Fig | |
|-----------------|------------------|--------------|----------------------------|------|---|
| MTP28 | MDP48 to MDP56 | MTP28-1TL | TNMM1103_ _ TNMG1103_ _ | 11 | 1 |
| | | MTP28-107TL | | | 1 |
| | | MTP28-1TL10 | | | 2 |
| MTP36 | MDP64 | MTP36-1TL | TNMM1103_ _ TNMG1103_ _ | 11 | 1 |
| | | MTP36-107TL | | | 1 |
| | | MTP36-1TL10 | | | 2 |
| MTP50 | MDP78 to MDP100 | MTP50-1TL | TNMM1604_ _ | 16 | 1 |
| | | MTP50-107TL | TNMG1604_ _ | 16 | 1 |
| | | MTP50-1VL | SNMM0903_ _ | 9.5 | 3 |
| MTP75 to MTP105 | MDP125 to MDP215 | MTP75-1TL | TNMM1604_ _ | 16 | 1 |
| | | MTP75-107TL | TNMG1604_ _ | 16 | 1 |
| | | MTP75-1VL | SNMM1204_ _ | 12.7 | 3 |
| MTP135 ONWARD | MDP245 ONWARD | MTP135-1TL | TNMM2204_ _ | 16 | 1 |
| | | MTP135-107TL | TNMG2204_ _ | 16 | 1 |
| | | MTP135-1VL | SNMM1906_ _ | 12.7 | 3 |



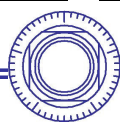
All MTP_ _ -107_ _ insert holders for step boring.

TWINBORE/TRIBORE INSERT HOLDER RANGE



| Used On | Insert Holder | Insert | EM | Fig | |
|-----------------|------------------|--|--------------------------|------|-------------|
| MTP28 | MDP48 to MDP56 | MTP28-1EV | EPMT08M3__ EPMX08M3__ | 1 | |
| | | MTP28-107EV | | 1 | |
| | | MTP28-1EV10 | | 2 | |
| MTP36 | MDP64 | MTP36-1EV | | 1 | |
| | | MTP36-107EV | | 1 | |
| | | MTP36-1EV10 | | 2 | |
| MTP50 | MDP78 to MDP100 | MTP50-1EV | ECMT12T3__ | 12.4 | 1 |
| | | MTP50-107EV | ECMX12T3__ | 12.4 | 1 |
| | | MTP50-1SV10 | SCMT09T3__ SCMX09T3__ | 9.5 | 3 |
| MTP75 to MTP105 | MDP125 to MDP215 | MTP75-1EV | ECMT12T3__ | 12.4 | 1 |
| | | MTP75-107EV | ECMX12T3__ | 12.4 | 1 |
| | | MTP75-1SV10 | SCMT12M5__ SCMX12M5__ | 12.7 | 3 |
| MTP135 ONWARD | MDP245 ONWARD | MTP135-1EV MTP135-107EV MTP135-1EV10 | ECMT16M6__ ECMX16M6__ | 16.4 | 1 1 2 |

| Used On | Insert Holder | Insert | EM | Fig | |
|-----------------|------------------|---------------|------------|-----|---|
| MTP28 | MDP48 to MDP56 | MTP28-1CC | CC__0602__ | 6 | 1 |
| | | MTP28-107CC | | | 1 |
| | | MTP28-107CC10 | | | 2 |
| MTP36 | MDP64 | MTP36-1CC | | | 1 |
| | | MTP36-107CC | | | 1 |
| | | MTP36-107CC10 | | | 2 |
| MTP50 | MDP78 to MDP100 | MTP50-1CC | CC__09T3__ | 9 | 1 |
| | | MTP50-107CC | | | 1 |
| | | MTP50-107CC10 | | | 2 |
| MTP75 to MTP105 | MDP125 to MDP215 | MTP75-1CC | CC__1204__ | 12 | 1 |
| | | MTP75-107CC | | | 1 |
| | | MTP75-107CC10 | | | 2 |



All MTP__-107__ insert holders for step boring.

TWINBORE/TRIBORE SPARES



| Insert Holders | | | Insert Screws | Seat | Insert Key | Lockscrews |
|----------------|---------------|---------------|---------------|---------|------------|------------|
| MTP28-1TL | MTP28-107TL | | NLM23 | | T6 | M5 x 20 |
| MTP36-1TL | MTP36-107TL | | NLM23 | | T6 | M6 x 20 |
| MTP50-1TL | MTP50-107TL | | NLM33 | | T8 | M8 x 25 |
| MTP75-1TL | MTP75-107TL | MTP50-1VL | NLM34L | ISSN322 | T8 | M8 x 25 |
| | | MTP75-1VL | NLM34L | ITSN322 | T8 | M8 x 25 |
| MTP135-1TL | MTP135-107TL | MTP75-1VL | NLM46 | ISSN433 | T15 | M8 x 25 |
| | | MTP135-1VL | NLM46 | ITSN433 | T15 | M12 x 40 |
| | | | NLM19.05 | ISSN633 | T15 | M12 x 40 |
| MTP28-1TC | MTP28-107TC | MTP28-1TC15 | 5513-020-03 | | T7 | M5 x 20 |
| MTP36-1TC | MTP36-107TC | MTP36-1TC15 | 5513-020-03 | | T7 | M6 x 20 |
| MTP50-1TC | MTP50-107TC | MTP50-1TC15 | 5513-020-01 | | T15 | M8 x 25 |
| MTP75-1TC | MTP75-107TC | MTP50-1SC10 | 5513-020-09 | | T15 | M8 x 25 |
| | | MTP75-1TC15 | 5513-020-01 | | T15 | M8 x 25 |
| MTP135-1TC | MTP135-107TC | MTP75-1SC10 | 5513-020-17 | | T15 | M8 x 25 |
| | | MTP135-1TC15 | 5513-020-01 | | T15 | M12 x 40 |
| | | MTP135-1SC10 | 214.80073 | | T15 | M12 x 40 |
| MTP-28-1EV | MTP-28-107EV | MTP-28-1EV10 | D4008 | | T15 | M5 x 20 |
| MTP-36-1EV | MTP-36-107EV | MTP-36-1EV10 | D4008 | | T15 | M6 x 20 |
| MTP-50-1EV | MTP-50-107EV | | F4011 | | T15 | M8 x 25 |
| | | MTP-50-1SV10 | D4010 | | T15 | M8 x 25 |
| MTP-75-1EV | MTP-75-107EV | | F4011 | | T15 | M8 x 25 |
| | | MTP-75-1SV10 | F4011 | | T15 | M8 x 25 |
| MTP-135-1EV | MTP-135-107EV | MTP-135-1EV10 | A5016 | | T15 | M12 x 40 |

| Twinbore | Tribore | Adjustment Screw | Spring Washer | |
|---------------|---------------|------------------|---------------|----------|
| ZS20MTP28-180 | ZS25MDP48-215 | | MTP28-15 | |
| ZS25MTP36-182 | ZS25MDP56-215 | MTP28-2 | MTP36-15 | |
| | ZS32MDP64-215 | | MTP36-15 | |
| ZS32MTP50-215 | | MTP50-2 | MTP50-15 | |
| MTP28-100 | MDP48-80 | | MTP28-15 | |
| MTP36-100 | MDP56-80 | MTP28-2 | MTP36-15 | |
| MTP36-160 | MDP64-80 | | MTP36-15 | |
| MTP50-80 | MDP78-80 | | MTP50-15 | |
| MTP75-80 | MDP100-80 | | MTP50-15 | |
| | MDP125-80 | | MTP75-15 | |
| | MTP105-80 | MDP155-80 | MTP50-2 | MTP75-15 |
| | | MDP185-80 | | MTP75-15 |
| | | MDP215-80 | | MTP75-15 |
| | MDP215-100 | | MTP75-15 | |
| MTP135-85 | MDP245-100 | | | |
| MTP190-85 | MDP300-100 | | | |
| MTP245-85 | | | | |
| | MDP355-160 | | | |
| MTP190-120 | MDP520-160 | | | |
| MTP245-120 | MDP685-160 | MTP135-2 | MTP135-15 | |
| MTP300-125 | MDP850-160 | | | |
| MTP355-160 | | | | |
| MTP520-160 | | | | |
| MTP685-160 | | | | |
| MTP850-160 | | | | |

